


# TUNGSRAM™

Innovation is our heritage  
EST. 1896



**A+**  
energy class

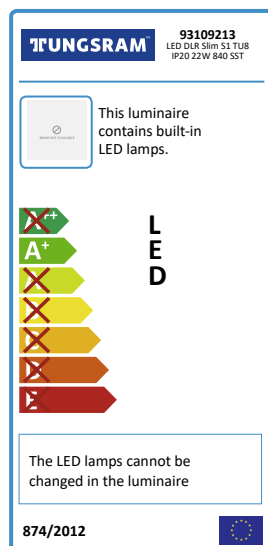
**93**  
lumens/watt

## Slim Downlight Start

LED DLR Slim S1 TU8 IP20 22W 840 SST  
93109213

### Product information

Tungsräm Slim Downlight Start is a range of recessed luminaires designed to replace downlight luminaires based on traditional CFL lamp technology. The Slim Start range delivers a homogenous light for use in general lighting applications.



## Product data

Mounting type	Recessed
Brand	TUNGSRAM
IP Rating	20
Certifications	CE
Body colour	White
Weight [kg]	0.34
DIALux description	GE - Slim Downlight Start - 2050lm - 22W - 4000K - 80CRI - 93109213[SKU] - Recessed
IEC protection classes	Class II
Dimensions	ø225x33mm
Energy efficiency class (EEC)	A+

## Performance data

Operating Voltage	220-240V
Ambient Temperature [°C]	-20°C to +25°C
Rated efficacy [lm/W]	93
Total system power	22
Nominal lumens [lm]	2050
Rated lumens [lm]	2050
Rated power [W]	22
Rated life [h]	25000
Nominal correlated colour temperature (CCT) [K]	4000
Colour rendering index (CRI) [Ra]	80+

## Optical data

Nominal beam angle [°]	110°
------------------------	------

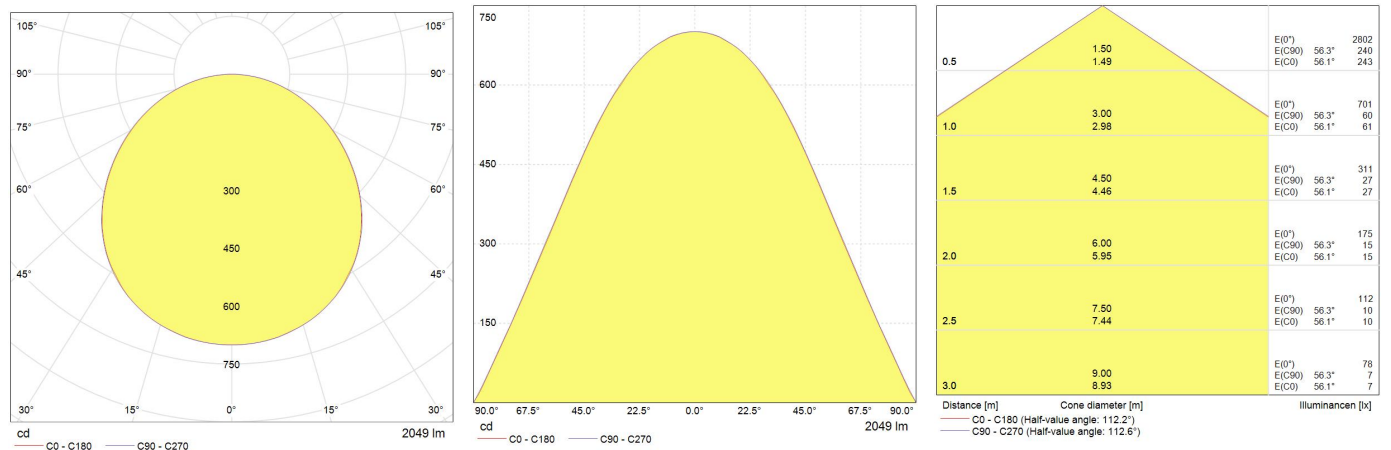
## Electrical data

Nominal lamp power factor	>0.5
Controllability	Not dimmable electronic (Static)

## Logistic data

Product status	Available
Shipment	Standard

## Photometric Data



## Downloads & Links

[Go to the catalog site \(HTTP\)](#)

[Datasheet \(PDF\)](#)

[Installation guide \(PDF\)](#)

[Images \(HTTP\)](#)

[DoC Document \(PDF\)](#)