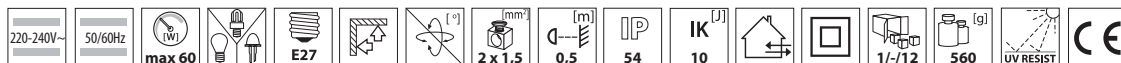




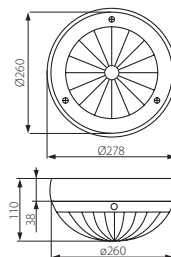
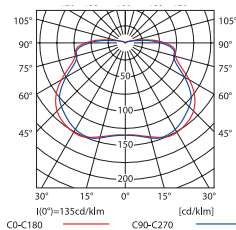
FAVOR DL-60

- ▶ podstawa, klosz: poliwęglan (PC)
- ▶ base, lampshade: polycarbonate (PC)

Kanlux		
FAVOR DL-60	07020	biały / white



wysoka odporność na uderzenia / high impact resistance

krzywa rozsyłu światłości / curve of intensity distribution
 $\eta = 76\%$ 

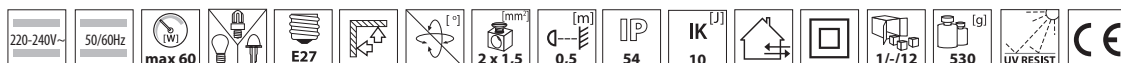
C0-C180 C90-C270 [cd/klm]



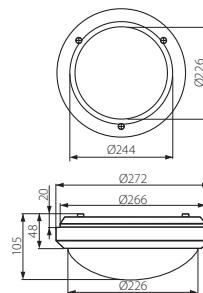
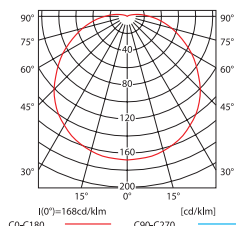
MARC DL-60

- ▶ podstawa, klosz: poliwęglan (PC)
- ▶ base, lampshade: polycarbonate (PC)

Kanlux		
MARC DL-60	07015	biały / white



wysoka odporność na uderzenia / high impact resistance

krzywa rozsyłu światłości / curve of intensity distribution
 $\eta = 60\%$ 

C0-C180 C90-C270 [cd/klm]